

# Dunorlan Parking

# Methodology

- Run from 7 November to 18 December
- Online (without registration) and by post
- Physical copies distributed via Dunorlan Café and posted on request
- Residents in affected areas invited by post (50 households)
- We received a total of 1008 responses
- Survey was promoted to residents via posters placed in Dunorlan Park Café and in the impacted car parks.

# Park usage

Most respondents visit the park weekly (39%).

Busiest day is Saturday (43%).

Park busiest between 9am and 12 noon (57%) or between 12 noon and 3pm (57%).

Respondents were most likely to stay for 1-2 hours (65%)

**The park is likely to be busiest between 9am and 3pm on a Saturday.**

IHO



## Slide 3

---

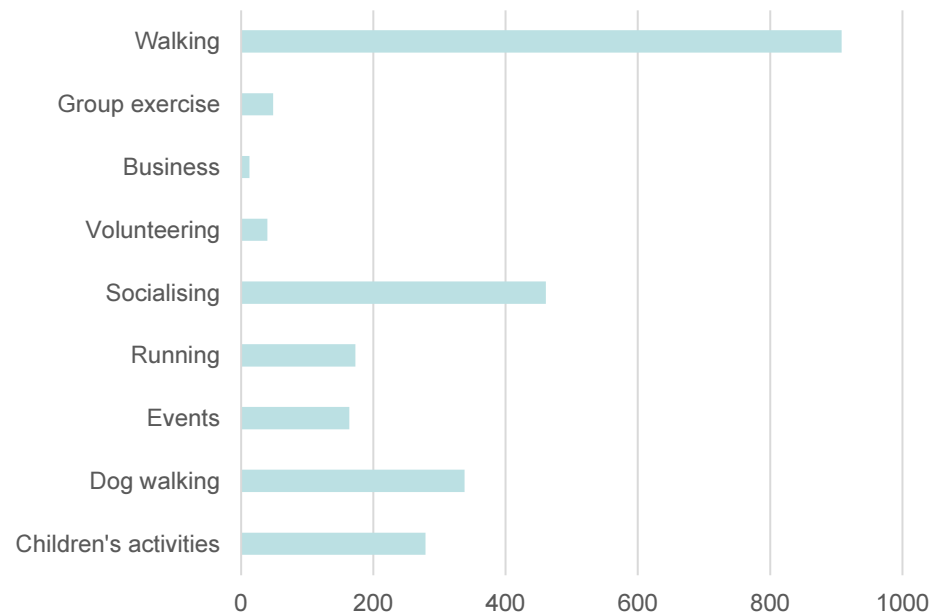
IH0

Is there a graph for activities?

Ian Hirst, 2023-01-03T08:32:58.145

# Activities

Most popular activities were walking (90%), socialising (46%) and dog walking (33%).

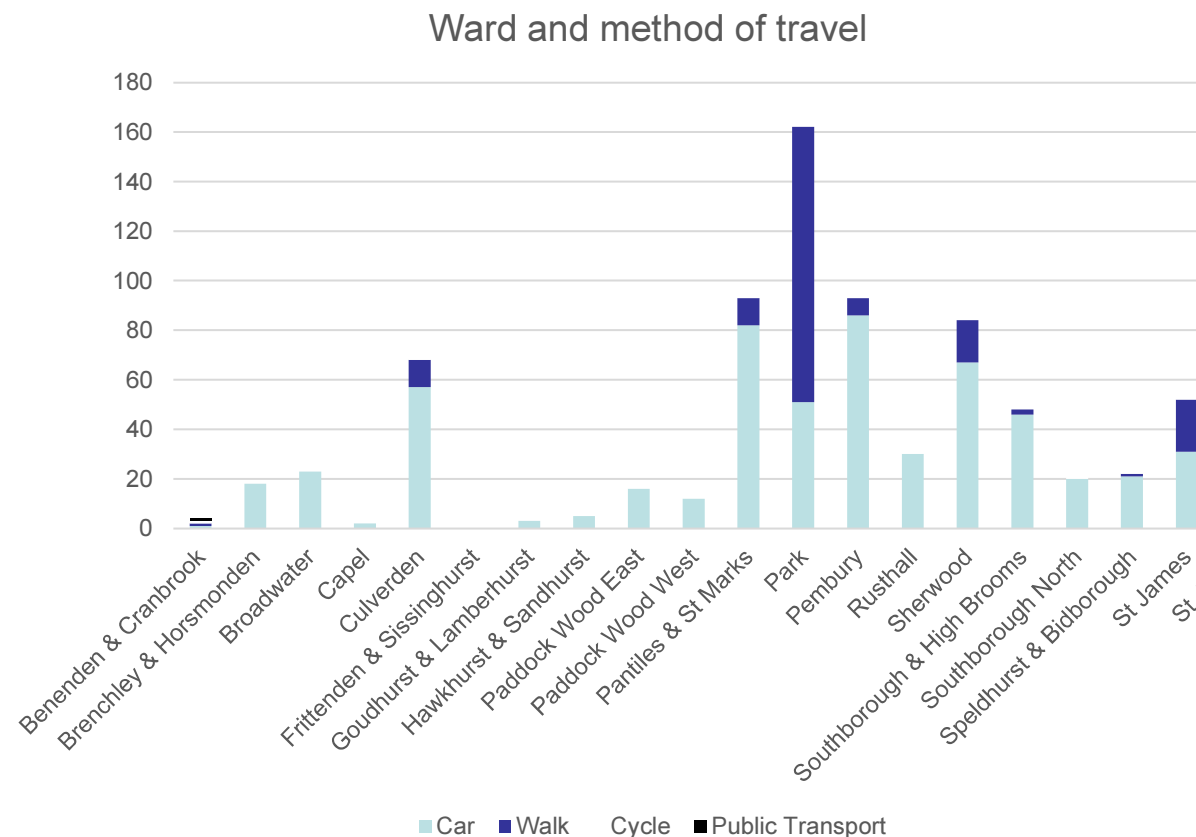


# Travelling to the park

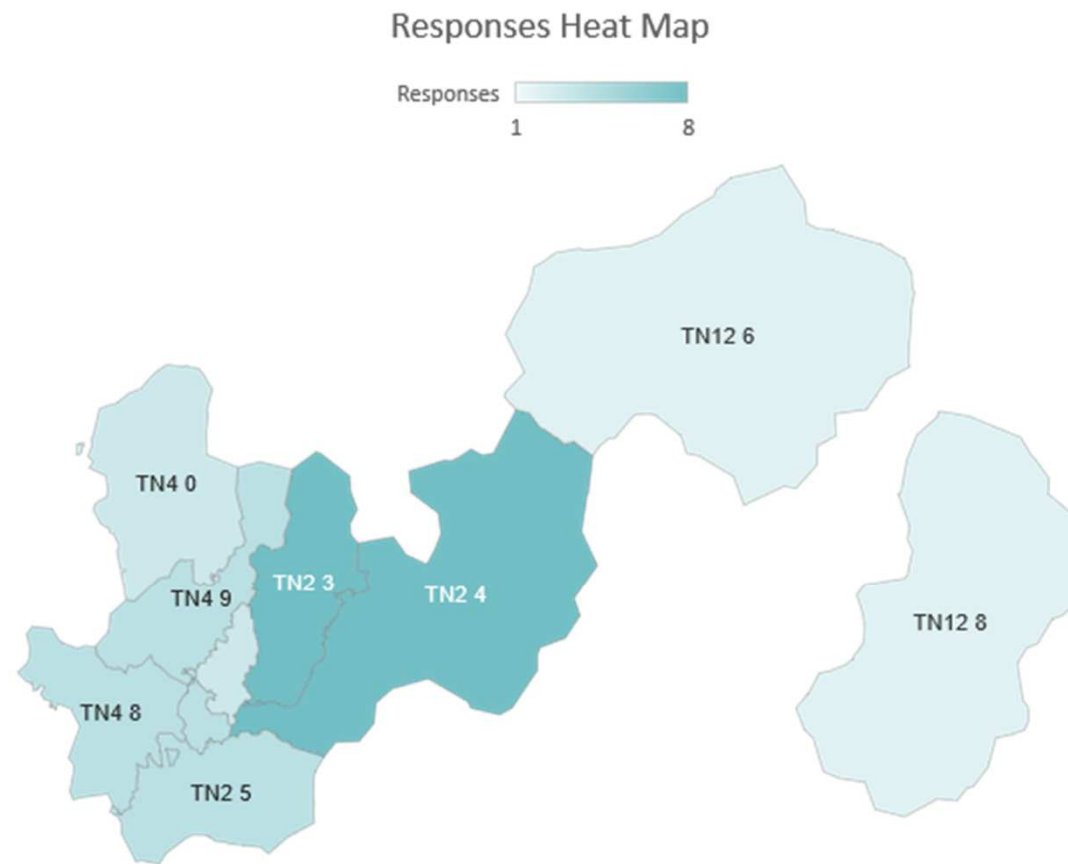
76% of respondents travel to the park by car, while 22% walk.

82% of respondents who gave their postcode live within 0-3 miles of the park, 72% of which travel to the park by car, while 23% walk, 1% cycle, 1% take public transport, and the remaining 3% did not provide a method of transport.

11% of respondents live within 3 to 10 miles of the park, of which 99% travel to the park by car.



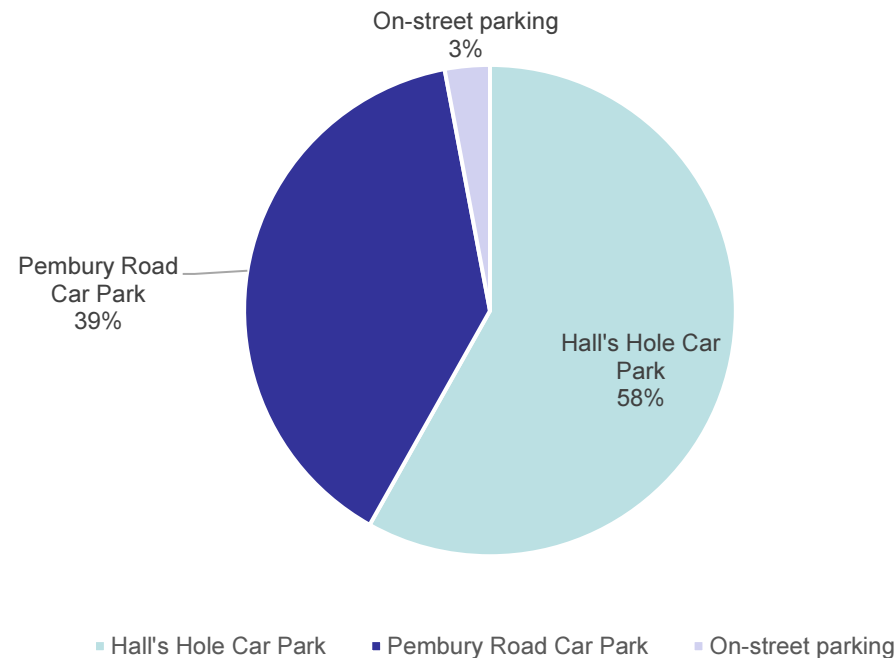
# Where respondents are from



Powered by Bing  
© TomTom

# Where people park

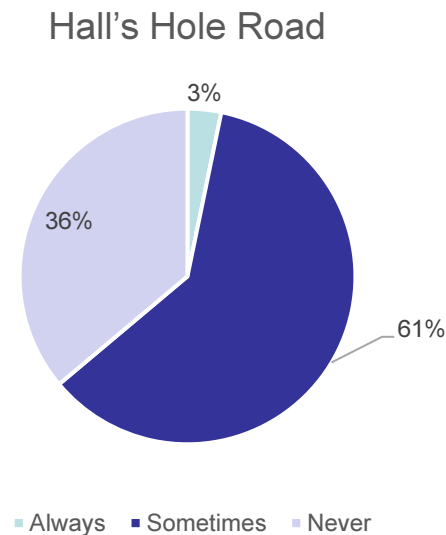
- Of those residents who travel to the park by car, 58% (432) choose to park at Hall's Hole Road, 39% (289) at Pembury Road and 3% (22) use on-street parking. It is useful to note that the capacity of Pembury Road is around 30 cars, while Hall's Hole Road is about 40.





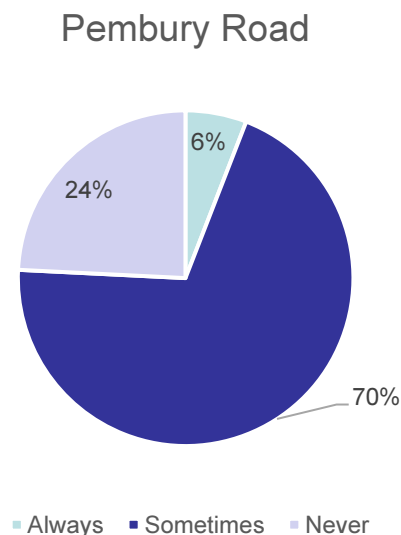
# Hall's Hole Road

Of those residents who park at Hall's Hole Road, 61% (262) said they sometimes had difficulty parking, while 36% (156) said they never had difficulty, and 3% (14) said they always had difficulty.



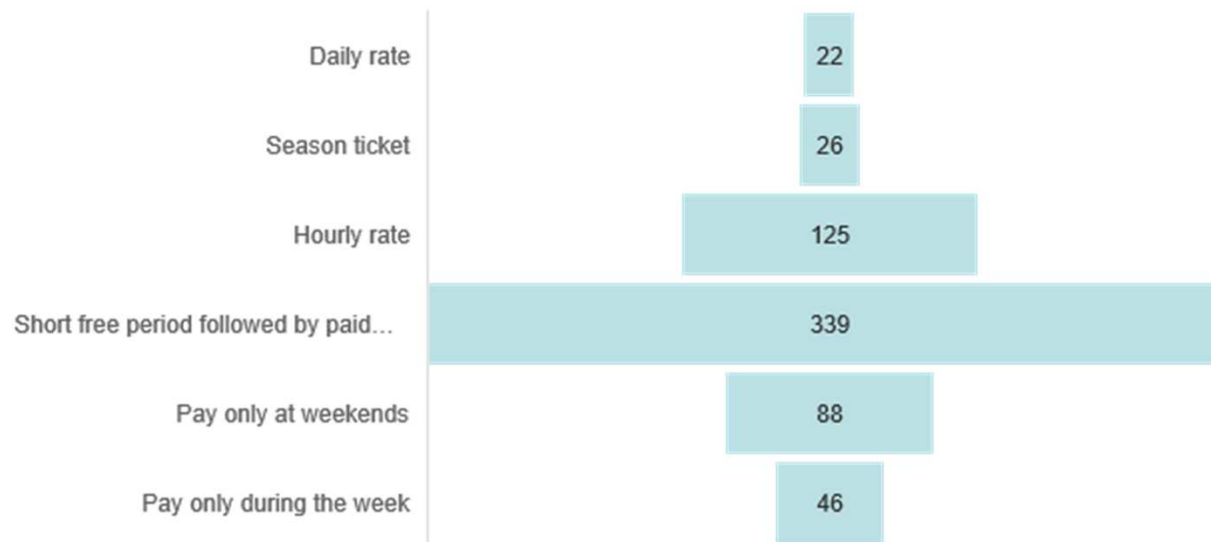
# Pembury Road

- Of the respondents who park at Pembury road, 70% (202) said they sometimes have difficulty parking, while 24% (70) said they never had difficulty parking, and 6% (17) said they always have difficulty.



# Charging Structures

- The most popular suggested charging structure was a short free period followed by a paid period.



# Suggested Fees

- The most frequently suggested fee was £0, with 50% of respondents suggesting this. The second most popular fee suggested was £1 per hour, which accounts for 24% of responses.

